

# Co-designing Inclusive Cities

## PLANNING YOUR CO-DESIGN ACTIVITY

Lorem ipsum dolor sit amet, consectetur adipiscing elit, sed diam nonummy nibh euismod tincidunt ut laoreet dolore magna aliquam erat volutpat. Ut wisi enim ad minim veniam, quis nostrud exerci tation ullamcorper suscipit lobortis nisl ut aliquip ex ea commodo consequat. Duis autem vel eum iriure dolor in hendrerit in vulputate velit esse molestie consequat, vel illum dolore eu feugiat nulla facilisis at vero eros et accumsan et iusto odelenit augue dui dolore te feugait nulla facilisi.

[Work on online version \(Google Doc\)](#)   [Download Word Version](#)

Planning A Co-Design Activity

Contributors:

<b>What topics to explore?</b> What are the current challenges, gaps, and opportunities? What is the purpose of exploring this topic?	<b>How to build Trust?</b> What are the objectives of doing this activity? What are the key incentives for participation? What type of information will be collected? How will the privacy and ownership of that information be handled?	<b>What activities to plan?</b> How do these activities help to meet the objectives? Are these activities easily understandable? Are these activities accessible for the participants? Who will facilitate the activities? How?
<b>Who is going to be there?</b> Who should be part of this conversation? Who is currently missing from this conversation? Are there outliers in that community? How will they be included?	<b>How to manage logistics?</b> How will people be informed about this activity? Where will this activity take place? How accessible is it? What accessibility services are needed? How to integrate different cultures/context? What are the costs (e.g. honorarium, food, etc.)?	<b>What to do with the output?</b> How to organize the collected information? How to ensure all contributions are included? How to share the insights? How do you define success?

## FILTER RESOURCES


 Perspectives

 Reflections


 Tools

[View All](#)


### What topics to explore?




Co-design the Topic



Lessons from exploring topics




Define Objectives




Add more resources!

### Who is going to be there?




Co-design the Topic


Working with collaborators helps to define a topic that is relevant to their needs and context.



Lessons from exploring topics




Define Objectives




Add more resources!

### How to build trust?




Co-design the Topic

Working with collaborators helps to define a topic that is relevant to their needs and context.




Lessons from exploring topics




Define Objectives

Working with collaborators helps to define a topic that is relevant to their needs and context.




Add more resources!


### How to manage logistics?




Co-design the Topic



Lessons from exploring topics




Define Objectives




Add more resources!


### What activities to plan?




Co-design the Topic



Lessons from exploring topics



Define Objectives



Add more resources!